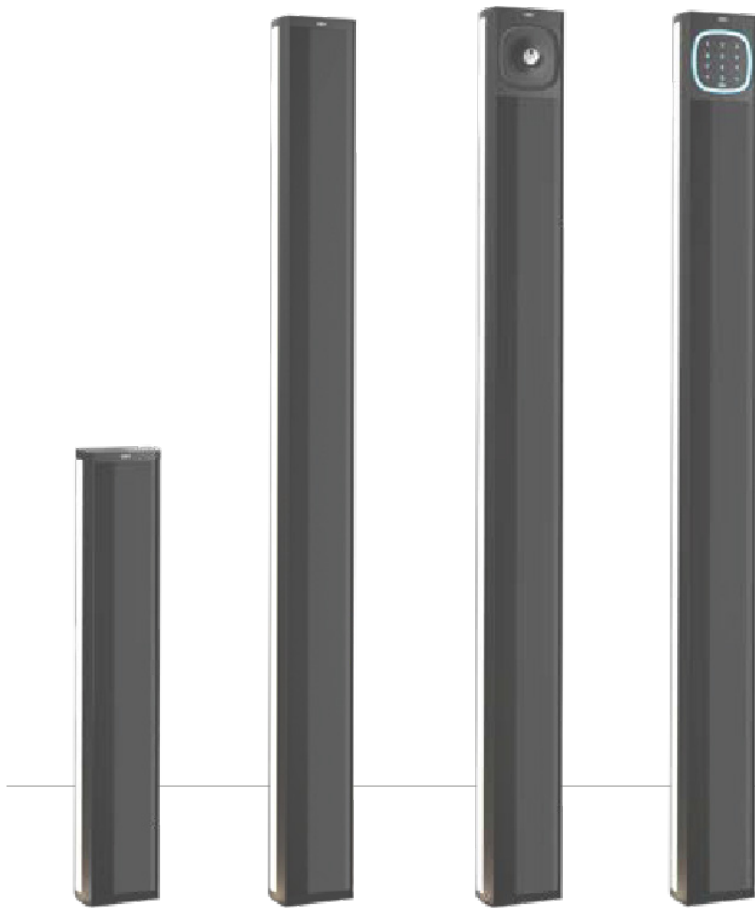


# EGO



**COLUMNS FOR PHOTOCELLS AND  
SELECTORS**





## DESIGN


Made entirely of thick aluminum and metal for added strength and long-term resistance to the elements

## COMPATIBILITY

A wide range of accessories can be installed inside (photocells, key selectors and touch keypads from the EGO line)

## MULTIFUNCTIONAL DESIGN

The columns can act as a support for safety accessories or an outdoor luminaire, or combination of both



Simplified installation using garden spike or anchor plate

## WITH NIGHT LIGHT SYSTEM



### SAFETY

Ease the night vision



### COMFORT

Defines the driveway passage during the night



### SAVING

Allows lower power consumption

## TECHNICAL DATA

24-35 Vdc

CRI>90

3000K

450lm - 900lm

IP54

## MODELS

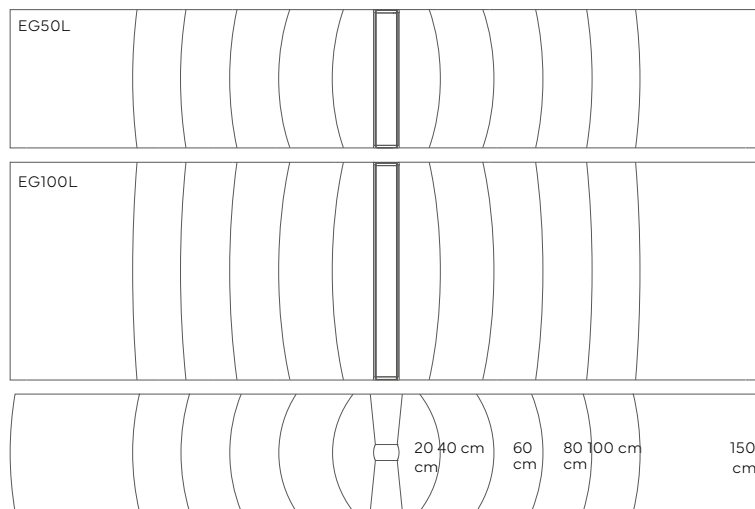
| CODE            | DESCRIPTION  |
|-----------------|--|
| <b>EG50</b>     | Support post h. 50 cm  |
| <b>EG50L</b>    | Support post h. 50 cm with integrated LED light (5W LED)   |
| <b>EG100</b>    | Support post h. 100 cm   |
| <b>EG100L</b>   | Support post h. 100 cm with integrated LED light (10W LED)   |
| <b>EG100A</b>   | Support post h. 100 cm with accessory housing  |
| <b>EG100LA</b>  | Support post h. 100 cm with integrated LED light (10W LED) and accessory housing                               |
| <b>CTLIGHT2</b> | Voltage regulator for LED lights 24 Vdc, max 30W (mandatory for all control units except BOXLED control units) |

## PHOTOMETRIC

Led lights to light up large areas







Completely made of aluminium,  
H= 500 mm, 1000 mm

Replaceable led



|        | <b>EG50L</b> | <b>EG100L</b> |
|--------|--------------|---------------|
| 20 cm  | 221 lux      | 291 lux       |
| 40 cm  | 84 lux       | 112 lux       |
| 60 cm  | 52 lux       | 84 lux        |
| 80 cm  | 42 lux       | 68 lux        |
| 100 cm | 34 lux       | 43 lux        |
| 150 cm | 12 lux       | 16 lux        |

## ACCESSORIES

|   |   |   |   |   |
|---|---|---|---|---|
|   |  |  |  |  |
| <b>EG1</b> Single light with wiring to illuminate one side only, h. 50 cm           | <b>EG2</b> Single light with wiring to illuminate one side only, h. 100 cm          | <b>EG3</b> Anchor plate for fixing  | <b>ST11</b> Tip for soil fixing   | <b>VIPI1</b> Interface for night mode   |
| PC1   | PC1   | PC1   | PC1   | PC1   |
|  |   |   |   |   |
| <b>QUADRO</b><br>Night sensor   |   |   |   |   |
| PC1   |   |   |   |   |



**KEY AUTOMATION AUSTRALIA**

Unit 6 - 8 Cooper Street  
Smithfield NSW 2164 AUSTRALIA  
Ph. 1300 001 KEY - 1300 001 539  
info@keyautomation.com.au  
www.keyautomation.com.au



follow us:     